

SVS CEILING LIFTS

For Projectors up to 15" Wide x 22" Deep

SVS Mini 5 Series



PRODUCT FEATURES

- Supports projectors up to 15" Wide x 22" Deep [381 mm x 559 mm] -Depth must include lens and video cable connections)
- Ideal Solution for installations with restricted space (projector installed inside the lift – between scissors- to minimize vertical height)
- Lowering distances from 4'11" to 14'5" [1.49 m to 4.39 m]
- Lifting capacity up to 200 lbs [90.7 kg]
- Lowers through a 28" x 40" opening [711.2 mm x 1016 mm]
- Three positions: Stored, Show (adjustable) & Service
- Includes 24VAC wall plate controller for low voltage control & standard video cable management system
- Very quiet operation
- Warranty: 5 Year parts, 1 year motor & 90 day factory labor

SPECIFICATIONS

LIFT MODEL	MAXIMUM LOWERING DISTANCE	VERTICAL HEIGHT OF LIFT IN CLOSED POSITION (1) (CEILING CLOSURE NOT INCLUDED)	INSIDE VERTICAL CLEARANCE FOR PROJECTOR AND PROJECTOR MOUNT	PHYSICAL DIMENSIONS		NET WEIGHT	SHIPPING WEIGHT
				WIDTH	DEPTH		
Mini 5-5	4'11" /1.49m	15.5" /394 mm	11" /279.4 mm	Top Frame: 25.75" /654 mm	34" /864 mm* (*Includes 3" for cable mgt).	125 lbs/ 57kg	180 lbs/ 82kg
Mini 5-6	6'1" /1.86m	17" /432 mm	12.5" /317.5 mm			135 lbs/ 61kg	190 lbs/ 86 kg
Mini 5-7	7'3" /2.22m	18.5" /470 mm	14" /355.6 mm	Bottom Frame: 22" /559mm	34" /864 mm* (*Includes 3" for cable mgt).	145 lbs/ 66kg	200 lbs/ 91 kg
Mini 5-8	8'6" /2.59m	20" /508 mm	15.5" /393.7 mm			155 lbs/ 70kg	210 lbs/ 95 kg
Mini 5-10	9'8" /2.94m	21.5" /546 mm	17" /431.8 mm	175 lbs/ 79 kg	230 lbs/ 104 kg	165 lbs/ 75kg	220 lbs/ 100 kg
Mini 5-11	10'10" /3.30m	23" /584 mm	18.5" /470 mm			185 lbs/ 84 kg	240 lbs/ 104 kg
Mini 5-12	12'1" /3.67m	24.5" /622 mm	20" /508mm	195 lbs/ 88 kg	250 lbs/ 113kg	185 lbs/ 84 kg	240 lbs/ 104 kg
Mini 5-13	13'2" /4.01m	26" /660 mm	21.5" /546.1mm			195 lbs/ 88 kg	250 lbs/ 113kg
Mini 5-14	14'5" /4.39m	27.5" /698 mm	23" /584.2 mm	205 lbs/ 93 kg	260 lbs/ 118 kg		

(1) Vertical height may vary depending on height of projector. Supporting structure is additional

STANDARD SPECIFICATIONS

Voltage	110v/220V, 60/50hz
Current Draw	1.5 amps [110v], .75 amps [220v]
Control Voltage	24 VAC (contact closure)
Materials	Steel/Aluminum/Nylon

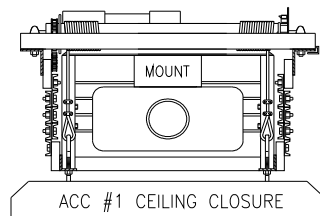
RECOMMENDED ACCESSORIES

#1 Ceiling Closure – Self-aligning closure system complete with ceiling framework. Supplied with 15/16" ceiling trim ring. Designed to accept ceiling tile or dry wall ceiling. Supplied unpainted.

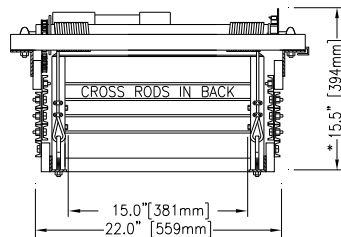
FP1 Ceiling Closure -Fixed mounted flat closure panel- Lipped or Lipless. Supplied with 15/16" ceiling trim ring. Ceiling material attaches to the bottom of the panel or closure can be painted. Supplied unpainted.

#2 Plenum Shroud – Protective Metal cover for lift & projector in air plenum rated ceiling.

#9 Mount - Mounting bracket used to attach the projector to the saddle of the lift in an inverted position (model varies with the projector model).

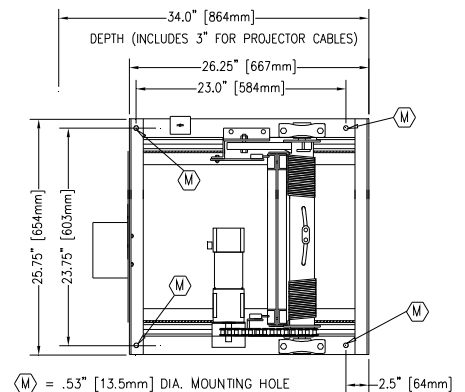


FRONT VIEW



U.S. Patent No. 5,261, 645 & 5, 366,203

TOP VIEW



SIDE VIEW

