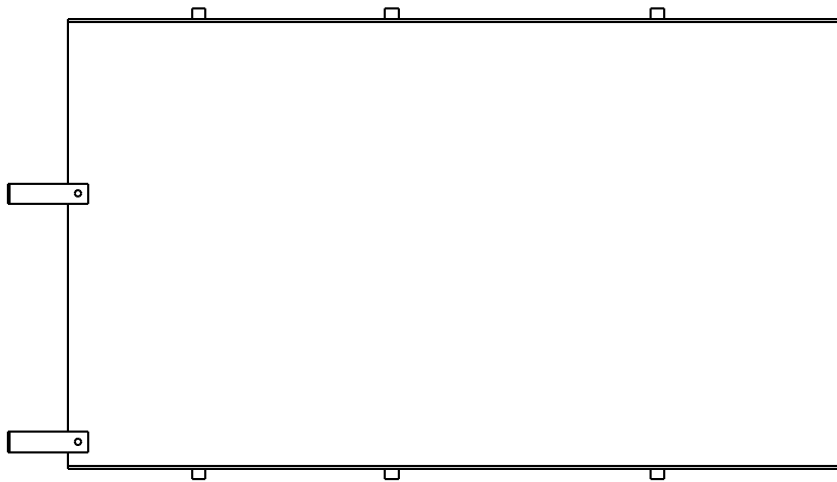


SVS ACCESSORY #13 REMOVABLE PLATFORM

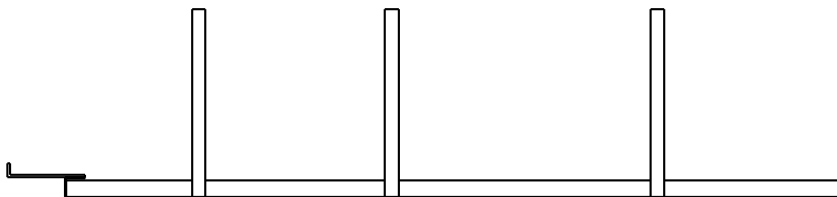
TOP VIEW

TO SCREEN →



SIDE VIEW

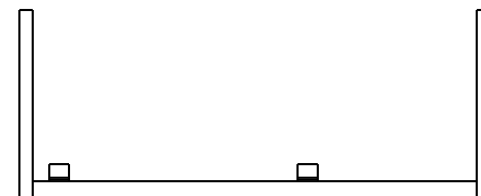
TO SCREEN →



NOTE:

1. PROJECTOR CAN BE SERVICED BY PLACING PROJECTOR & PLATFORM ON A CART.
2. TO REMOVE THE PLATFORM FROM THE LIFT, SUPPORT THE PLATFORM WITH A CART, REMOVE THE BOLT AT THE BACK OF THE PLATFORM AND THE TWO BOLTS ON THE SIDE OF THE PLATFORM.
3. PLATFORM DIMENSIONS DETERMINED BY THE LIFT AND PROJECTOR USED.

FRONT VIEW



NOTE: FOR REFERENCE ONLY-
ACCESSORIES/PROJECTOR MAY
AFFECT OVERALL DIMENSIONS.

| | | | |
|---------------------|---------------|--|--------------|
| © COPYRIGHT | SCALE APPROX. | SVS INC. | |
| DRAWN BY: S.M. | 5-96 | PROJECT ACCESSORY #13R | |
| CHECKED BY: C.H. | 5-96 | DRAWING NO. ACC #13 REMOVABLE PLATFORM | |
| DESIGNED BY: SVS | 10-91 | SERIAL NO. | RELEASE DATE |
| CAGE CODE: OKPR7 | 2-89 | | 2-16-06 |
| PHONE: 850-522-4747 | | | |